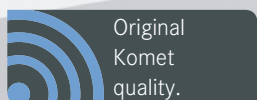




PiezoLine. Ultrasonic tips.





Piezon® and MiniMaster® are registered trademarks of the company EMS/Ferton Holding.

Titanus® is a registered trademark of the company TEKNE DENTAL.

Sirona® is a registered trademark of the company Sirona.

Satelec® is a registered trademark of the company ACTEON.

PiezoLED™, PIEZOlux™, MULTIflex™ and SONICflex™ are trademarks of the company KaVo.

Proxeo®, Synea® and Alegra® are registered trademarks of the company W&H.

Brasseler®, Komet®, CeraBur®, CeraCut®, CeraDrill®, CeraFusion®, CeraPost®, CompoClip®, CompoStrip®, DC1®, DCTherm®, FastFile®, F360®, F6 SkyTaper®, H4MC®, MicroPlant®, OptiPost®, PolyBur®, TissueMaster®, TMC® and TissueMaster Concept® are registered trademarks of Gebr. Brasseler GmbH & Co. KG.

Some of the products and designations mentioned in the text are patented or copyrighted. The absence of a special reference or the sign ® should not be interpreted as the absence of copyright protection.

This publication is copyrighted. All rights, also with regard to translation, reprint and reproduction (also in the form of extracts) are reserved. No part of this publication may be reproduced or reprocessed using electronic systems in any form or by any means (photocopying, microfilm or other methods) without the written permission of the editor.

Colours and products are subject to alterations.
Printing errors excepted.



PiezoLine.

4 | 5

PiezoLine

6 | 7

Compatible with EMS units

- 8 Scalers EM1
- 9 Periodontology EM1
- 10 Implant prophylaxis EM1
- 11 Accessories EM1

12 | 13

Compatible with Sirona® units

- 14 Scalers SI1
- 15 Periodontology SI1
- 16 Implant prophylaxis SI1
- 17 Accessories SI1

18 | 19

Compatible with KaVo units

- 20 Scalers KA1
- 21 Periodontology KA1
- 22 Implant prophylaxis KA1
- 23 Accessories KA1

24 | 25

Compatible with Satelec® and NSK units

- 26 Scalers ST1
- 27 Periodontology ST1
- 28 Implant prophylaxis ST1
- 29 Accessories ST1



Apart from the comprehensive sonic tip range (SonicLine), Komet has added the PiezoLine comprising a multitude of ultrasonic tips for scaling, periodontal treatments and implant prophylaxis to its existing product range. On the following pages, we would like to give you detailed information on the wide range of applications of these tips.

The ultrasonic tips are easy to identify thanks to their laser etched order numbers. The ultrasonic tips EM1, SI1 and ST1 are supplied with a torque wrench which can be sterilized and reprocessed together with the ultrasonic tip in a sterilization container.

① Scalers EM 1



① Scalers SI 1



① Scalers KA 1



① Scalers ST 1





After completion of the treatment, the ultrasonic tips can be reprocessed in a Miele washer/disinfector, together with a rinse adapter which is part of a validated reprocessing method. On request, we will be pleased to send you our leaflet with instructions on the appropriate reprocessing of sonic and ultrasonic tips.


The PiezoLine is composed of the following tips:

- Ultrasonic tips with shank marked EM1
- Ultrasonic tips with shank marked SI1
- Ultrasonic tips with shank marked KA1
- Ultrasonic tips with shank marked ST1

Please observe the below detailed recommendations for the appropriate use of the ultrasonic tips contained in the PiezoLine:

General recommendations for use:

- To select the appropriate power setting for your chosen ultrasonic tip, please refer to the instructions for use enclosed with the tips.
- Before placing the ultrasonic tip against the tooth, start the tip with plenty of spray cooling. To this end, all scalers and periodontal sonic tips should be set to ensure a generous flow of cooling liquid. For further information, please refer to the instructions enclosed with the tips.
- During the treatment, hold the instrument in a tangential position to the tooth.
- Always use ultrasonic tips with low contact pressure. Excessive contact pressure decreases the oscillations of the ultrasonic tip, thus reducing its efficiency.



Manufacturer's Information
on the reprocessing of sonic and ultrasonic tips
® 410381

Ⓢ Periodontal tip EM1



Ⓢ Periodontal tip SI1



Ⓢ Periodontal tip KA1



Ⓢ Periodontal tip ST1



Ⓢ Implant prophylaxis
EM1 | SI1 | KA1 | ST1





Ultrasonic tips | EM1

The range of EM1 ultrasonic tips.
Compatible with **EMS** units.

With its assortment of EM1 ultrasonic tips, the PiezoLine offers a selection of high-quality ultrasonic tips that are compatible with EMS ultrasonic systems.

The ultrasonic tips with EM1 connection can be used with the following hand pieces:

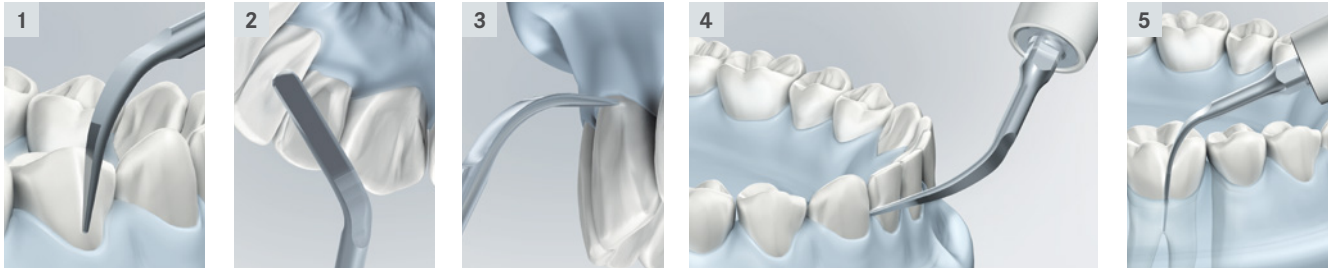
- Piezon® Master 700, MiniMaster®, MiniMaster® LED and MiniPiezon, all made by the co. EMS, or
- Titanus® E of the co. TEKNE DENTAL

All ultrasonic tips with EM1 connection are supplied with a torque wrench.

Advantages of the torque wrench:

- Easy insertion and removal of the ultrasonic tips
- Safe and clear storage of the ultrasonic tips
- The ultrasonic tips can be sterilized in the torque wrench





Scalers | EM1

Prophylaxis. Compatible with **EMS** units.

Scalers for the removal of supragingival calculus and concretions.

A.EM1

Removal of supragingival calculus in all quadrants.

[Fig. 1]

B.EM1

Work on lingual surfaces in all quadrants and removal of residual cement. At a low power setting, these ultrasonic tips can also be used for removing thin deposits from occlusal surfaces.

[Fig. 2]

C.EM1

Work on the front teeth and removal of residual cement, for example in orthodontics. Thanks to its flat tip, this instrument is particularly suitable for work on outer dental surfaces.

[Fig. 3]

P.EM1

Removal of calculus both below and above the gingiva or removal of subgingival concretions in all quadrants, especially in interdental spaces and in the region of the sulcus.

[Fig. 4]


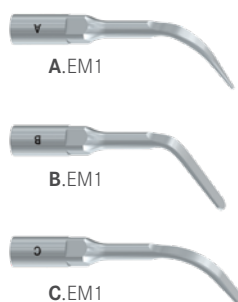
PS.EM1

Removal of supragingival calculus and subgingival deposits from the surfaces of dental roots. Also suitable for rinsing gingival pockets.

[Fig. 5]

PL9.EM1

Removal of supragingival and subgingival concretions in all quadrants. Suitable for treating gingival pockets with a depth of up to 4 mm.





Periodontology | EM1

Periodontology. Compatible with **EMS** units.
For the subgingival removal of concretions.

PL1.EM1 + PL2.EM1

Removal of periodontal debridement in hard-to-access interproximal surfaces.
[Fig. 1]

PL3.EM1

Cleaning and disinfection of periodontal pockets.
[Fig. 2]

PL4.EM1 + PL5.EM1

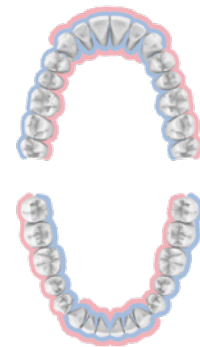
Removal of periodontal debridement from root furcations and concavities.
[Fig. 3]

HPL3.EM1

For smoothing restoration projections and also extension of furcation roofs and root planing under direct view.

DPL3.EM1

Polishing of dental surfaces after cleaning and thorough scaling of the root under direct view.

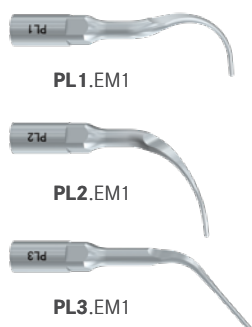


PL1

PL4

PL2


PL5



PL1.EM1


PL2.EM1

PL3.EM1



PL4.EM1

PL5.EM1



HPL3.EM1

DPL3.EM1



Implant Cleaning | SF1982

Implant prophylaxis. Compatible with **EMS** units.
For cleaning implant necks and reconstructions.

Used in combination with the tip holder 1981.EM1, the implant cleaning tip SF1982 (polymer pin) is designed for removing soft deposits from smooth implant necks and reconstructions above and below the gingiva.

Advantages of Komet tips for implant prophylaxis (EM1):

- No abrasion
- No roughening of smooth implant necks
- Easy to handle screw connection between the holder and the polymer pin
- Disposable pin. The holder is reusable and can therefore be reprocessed and sterilized



Set 4638

10 Polymer pins SF1982, 1 holder 1981.EM1 and
1 mounting wrench 566



Accessories



All EM1 ultrasonic tips are supplied with a torque wrench PL2175.



97507

Sterilization container for 5 ultrasonic tips EM1 in their torque wrenches and a holder for the hand piece (without instruments)

Advantages of the torque wrench:

- Easy insertion and removal of the ultrasonic tips
- Safe and clear storage of the ultrasonic tips
- The ultrasonic tips can be sterilized in the torque wrench



97509

Cleaning wire for the cooling passages of ultrasonic tips



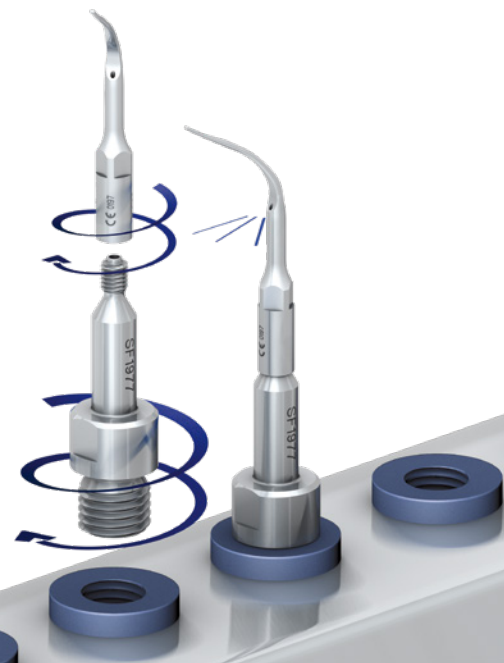
SF1977L

Rinse adapter long for the mechanical reprocessing of the Komet cooling adapter SF1979 or of the ultrasonic tips with internal thread (compatible with EMS units) in a Miele washer/disinfector



SF1977

Rinse adapter for ultrasonic tips with internal thread (compatible with EMS units) for reprocessing in a Miele washer/disinfector





① Scalers SI1



② Periodontal tips SI1



③ Implant prophylaxis SI1



Ultrasonic tips | SI1

The range of SI1 ultrasonic tips.
Compatible with **Sirona®** units.

The SI1 range offers a selection of high-quality ultrasonic tips that are compatible with Sirona® ultrasonic systems.

The ultrasonic tips with SI1 connection can be used with the following hand pieces:

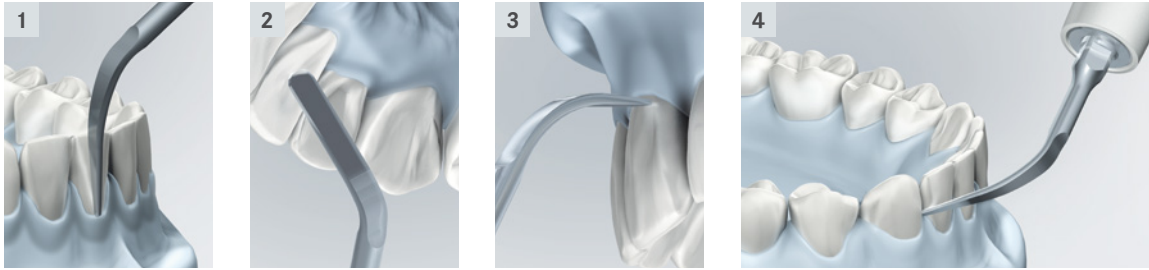
- Periosonic for PerioScan
- SIROSONIC/L and SIROSONIC TL, designed for use in the treatment units TENEO and SINIUS

All ultrasonic tips with SI1 connection are supplied with a torque wrench.

Advantages of the torque wrench:

- Easy insertion and removal of the ultrasonic tips
- Safe and clear storage of the ultrasonic tips
- The ultrasonic tips can be sterilized in the torque wrench





Scalers | SI1

Scalers for prophylaxis. Compatible with **Sirona®** units.
For the removal of supragingival calculus and concretions.

1L.SI1

Work on large lingual and buccal surfaces.
[Fig. 1]

2L.SI1

Versatile tip for work on lingual, buccal and proximal surfaces.
[Fig. 2]

3L.SI1

Removal of calculus both below and above the gingiva, versatile bilateral use. Also suitable for use in interdental regions.
[Fig. 3]

4L.SI1

Removal of calculus both below and above the gingiva, versatile bilateral use. The instrument is particularly suitable for work in interdental regions.
[Fig. 4]

PE9.SI1

Removal of concretions below and above the gingiva in all quadrants. Suitable for treating periodontal pockets with a depth of up to 4 mm.

Advantages of Komet scalers (SI1):

- Easy removal of calculus and concretions
- Precise work
- Less fatigue to the operator's hand and wrist (compared to manual instruments)



1L.SI1



3L.SI1



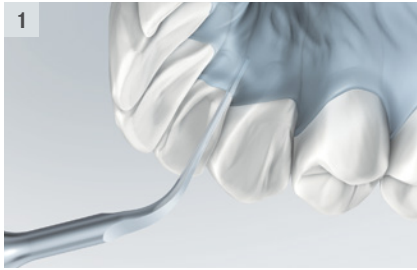
PE9.SI1



2L.SI1



4L.SI1



Periodontal tips | SI1

Periodontology. Compatible with **Sirona®** units.
For the removal of subgingival concretions.

PE1.SI1

Suitable for rinsing and scaling roots in deep gingival pockets.

[Fig. 1]

PE2.SI1 + PE3.SI1

Periodontal debridement in deep gingival pockets in the lateral region.

[Fig. 2]

4PS.SI1

Particularly suitable for scaling roots and rinsing deep gingival pockets.

[Fig. 1]

PE5.SI1 + PE6.SI1

Scaling roots in deep gingival pockets in the lateral region.

[Fig. 3]

Advantages of Komet periodontal tips (SI1):

- Optimum bacteria management
- Gentle on the soft tissue and root surfaces



PE1.SI1



4PS.SI1



PE2.SI1



PE5.SI1



PE3.SI1



PE6.SI1



Implant Cleaning | SF1982

Implant prophylaxis. Compatible with **Sirona®** units.
For cleaning implant necks and reconstructions.

Used in combination with the tip holder 1981.SI1, the implant cleaning tip SF1982 (polymer pin) is designed for removing soft deposits from smooth implant necks and reconstructions above and below the gingiva.

Advantages of Komet tips for implant prophylaxis (SI1):

- No abrasion
- No roughening of smooth implant necks
- Easy to handle screw connection between the holder and the polymer pin
- Disposable pin. The holder is reusable and can therefore be reprocessed and sterilized



1981.SI1
Holder for ultrasonic tips
Compatible with Sirona® units



SF1982
Polymer pin



566.000
Mounting wrench

Set 4647

10 Polymer pins SF1982, 1 holder 1981.SI1
and 1 mounting wrench 566



Accessories



All SI1 ultrasonic tips are supplied with a torque wrench PL2075.



97607

Sterilization container for 5 ultrasonic tips SI1 in their torque wrenches (without instruments)

Advantages of the torque wrench:

- Easy insertion and removal of the ultrasonic tips
- Safe and clear storage of the ultrasonic tips
- The ultrasonic tips can be sterilized in the torque wrench



97509

Cleaning wire for the cooling passages of ultrasonic tips



1978L.SI1

Rinse adapter long for the mechanical reprocessing of ultrasonic tips with external thread (compatible with Sirona® units) in a Miele washer/disinfector



1978.SI1

Rinse adapter for ultrasonic tips with external thread (compatible with Sirona® units) for reprocessing in a Miele washer/disinfector





① Scalers KA1



② Periodontal tip KA1



③ Implant prophylaxis KA1





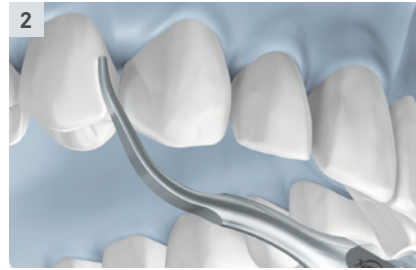
Ultrasonic tips | KA1

Compatible with **KaVo** units.
The range of KA1 ultrasonic tips.

The product assortments KA1 offer a selection of high-quality ultrasonic tips that are compatible with KaVo ultrasonic systems.

The ultrasonic tips with KA1 connection can be used with the following hand pieces:

- KaVo PIEZOlux™ or KaVo Piezo SONOsoft/SONOsoft LUX.



Scalers | KA1

Scalers for prophylaxis. Compatible with **KaVo PIEZOlux™/SONOsoft** units. For the removal of supragingival calculus and concretions.

LU8.KA1

Removal of supragingival and subgingival concretions. Treatment of periodontal pockets with a depth of up to 4 mm.
[Fig. 1]

LU9.KA1

Crescent-shaped scaler tip for the scaling of supragingival calculus in all quadrants.
[Fig. 2]

LU10.KA1

“Periodontal” scaler tip for the removal of supragingival concretions in all quadrants, especially in the interproximal regions and in the sulcus area.

LU11.KA1

Universal scaler tip for the removal of supragingival and subgingival calculus up to a depth of 2 mm.
[Fig. 3]

Advantages of Komet scaler tips for KaVo PIEZOlux™/SONOsoft:

- Easy removal of calculus and concretions
- Precise work
- Less fatigue to the operator's hand and wrist (compared to manual instruments)



LU8.KA1



LU9.KA1



LU10.KA1



LU11.KA1



Periodontal tips | KA1

Periodontology. Compatible with **KaVo PIEZOlux™/SONOsoft** units. For the removal of subgingival concretions.

LU63.KA1

Long, straight periodontal tip. Suitable for removing subgingival concretions up to a depth of up to 9 mm, intended for the anterior region and smooth surfaces.

[Fig. 1]

LU64.KA1

Periodontal tip curved to the left. For cleaning subgingival pockets with a depth of up to 9 mm.

LU65.KA1

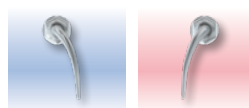
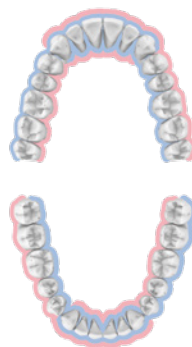
Periodontal tip curved to the right. For cleaning subgingival pockets with a depth of up to 9 mm.

See below depicted illustration for correct use.

[Fig. 2]

Advantages of Komet periodontal tips for KaVo PIEZOlux™/SONOsoft:

- Optimum bacteria management
- Gentle on the soft tissue and root surfaces



LU64

LU65



LU63.KA1



LU64.KA1



LU65.KA1



Implant Cleaning | SF1982

Implant prophylaxis. Compatible with **KaVo PIEZOlux™** units.
For cleaning implant necks and reconstructions.

Used in combination with the tip holder LU1981.KA1, the implant cleaning tip SF1982 (polymer pin) is designed for removing soft deposits from smooth implant necks and reconstructions above and below the gingiva.

Advantages of Komet tips for implant prophylaxis (KA1):

- No abrasion
- No roughening of smooth implant necks
- Easy to handle screw connection between the holder and the polymer pin
- Disposable pin. The holder is reusable and can therefore be reprocessed and sterilized



SF1982
Polymer pin



566.000
Mounting wrench

Set 4653

10 Polymer pins SF1982, 1 holder LU1981.KA1
and 1 mounting wrench 566



Accessories



SF4887
Torque wrench

Advantages of the torque wrench:

- Easy insertion and removal of the ultrasonic tips
- Safe and clear storage of the ultrasonic tips



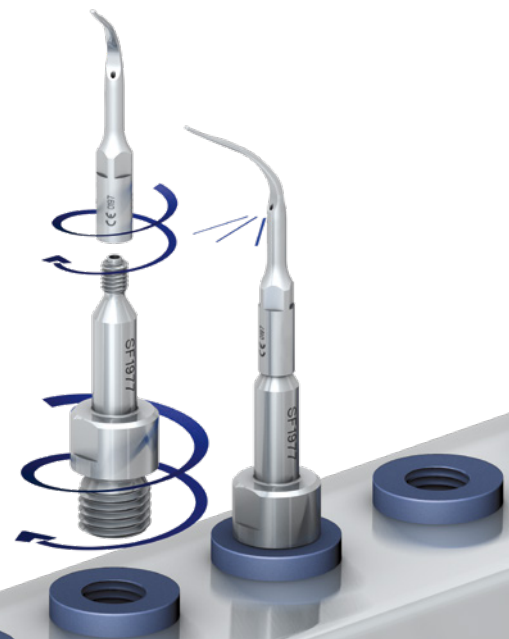
97509
Cleaning wire for the cooling passages of ultrasonic tips



SF1977L
Rinse adapter long for the mechanical reprocessing of the Komet cooling adapter SF1979 or of the ultrasonic tips with internal thread (compatible KaVo PIEZOLux™ units) in a Miele washer/disinfector



SF1977
Rinse adapter for ultrasonic tips with internal thread (compatible with KaVo PIEZOLux™ units) for reprocessing in a Miele washer/disinfector





© Scalers ST1



© Periodontal tip ST1



© Implant prophylaxis ST1



Ultrasonic tips | ST1

Our range of ultrasonic tips ST1.
Compatible with **Satelec®** and **NSK** units.

Our ST1 line offers a selection of high-quality ultrasonic tips that are compatible with the ultrasonic systems Satelec® and NSK.

The ultrasonic tips with ST1 connection can be used in the following handpieces:

- Newtron, Newtron LED, Newtron SLIM and Newtron SLIM B.LED, all made by the co. Satelec®, designed for use in the treatment units Newtron P5 (XS), Suprasson P5 Booster, P5 Newtron (LED) (XS), P-MAX Newtron (XS) and Prophymax Newtron.
- Varios 2 and Varios 2 LUX, designed for use in the treatment units Varios 970 and Varios 370 made by the co. NSK.

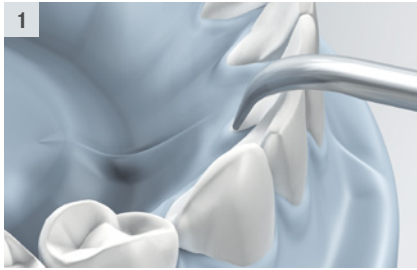
All ST1 ultrasonic tips are supplied with a torque wrench.

Advantages of the torque wrench:

- Easy insertion and removal of the ultrasonic tips
- Safe and clear storage of the ultrasonic tips
- The ultrasonic tips can be sterilized in the torque wrench



PL2275
Torque wrench



Scalers | ST1

Prophylaxis. Compatible with **Satelec®** and **NSK** treatment units. For the removal of supragingival calculus and concrements.

S1.ST1

Removal of supragingival calculus in all quadrants.

[Fig. 1]

S1S.ST1

Removal of concrements both below and above the gingiva in all quadrants, especially in interdental spaces.

S10X.ST1

Removal of supragingival deposits in interdental spaces.

S10P.ST1

Removal of supragingival and subgingival concrements in all quadrants, especially suitable for treating periodontal pockets of low depth.

[Fig. 2]

S10Z.ST1

Instrument with depth marking, especially suitable for the removal of soft deposits and elimination of biofilms.

[Fig. 3]

Advantages of the Komet scaler tips ST1:

- Easy removal of calculus and concrements
- Precise work
- Less fatigue to the operator's hand and wrist (compared to manual instruments)



S1.ST1



S1S.ST1



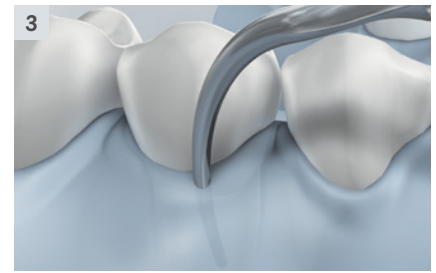
S10X.ST1



S10P.ST1



S10Z.ST1



Periodontology | ST1

Periodontology. Compatible with **Satelec®** and **NSK** treatment units. Removal of concretions below the gingiva.

PFU.ST1

Removal of supragingival and subgingival concretions in all quadrants. (up to a depth of 9 mm).

[Fig. 1]

PFL.ST1

Periodontal tip, curved to the left. For the removal of supragingival and subgingival concretions in all quadrants. Especially suitable for work on hard-to-access premolars and molars.

[Fig. 2]


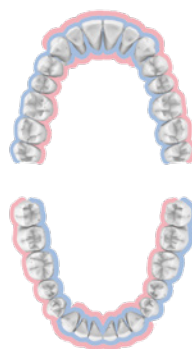
PFR.ST1

Periodontal tip, curved to the right. For the removal of supragingival and subgingival concretions in all quadrants. Especially suitable for work on hard-to-access premolars and molars.

[Fig. 3]

Advantages of the Komet periodontal tips ST1:

- Optimum bacteria management
- Gentle on the soft tissue and root surface



PFU.ST1



PFL.ST1



PFR.ST1



Implant Cleaning | SF1982

Implant prophylaxis. Compatible with **Satelec®** and **NSK** units.
For cleaning implant necks and reconstructions.

Used in combination with the tip holder S1981.ST1, the implant cleaning tip (polymer pin) is designed for removing soft deposits from smooth implant necks and buildups below and above the gingiva.

Advantages of Komet tips for implant prophylaxis (ST1):

- No abrasion
- No roughening of smooth implant necks
- Easy to handle screw connection between the holder and the polymer pin
- Disposable pin. The holder is reusable and can therefore be reprocessed and sterilized



S1981.ST1

Holder for ultrasonic tips
Compatible with Satelec® and NSK units



SF1982

Polymer pin



566

Mounting wrench

Set 4682

10 Polymer pins SF1982, 1 holder S1981.ST1 and
1 mounting wrench 566



Accessories



PL2275
Torque wrench

Advantages of the torque wrench:

- Easy insertion and removal of the ultrasonic tips
- Safe and clear storage of the ultrasonic tips



97509
Cleaning wire for the cooling passages
of ultrasonic tips



1977L.ST1
Rinse adapter long for the
mechanical reprocessing of
ultrasonic tips with internal
thread (compatible with
Satelec® and NSK units) in a
Miele washer/disinfector



1977.ST1
Rinse adapter for ultrasonic
tips with internal thread
(compatible with Satelec®
and NSK units) for repro-
cessing in a Miele washer/
disinfector





Komet Dental

Gebr. Brasseler GmbH & Co. KG

Trophagener Weg 25 · 32657 Lemgo

Postfach 160 · 32631 Lemgo · Germany

Verkauf Deutschland:

Telefon +49 (0) 5261 701-700

Telefax +49 (0) 5261 701-289

info@kometdental.de

www.kometdental.de

Komet Austria Handelsagentur GmbH

Hellbrunner Straße 15

5020 Salzburg · Austria

Telefon +43 (0) 662 829-434

Telefax +43 (0) 662 829-435

info@kometdental.at

www.kometdental.at

Export:

Telefon +49 (0) 5261 701-0

Telefax +49 (0) 5261 701-329

export@kometdental.de

www.kometdental.de
